


Tapco  **Tools**[®]





The Legendary Quality That *Started It All*

While we invented the portable siding brake more than 50 years ago, there's no way we're sitting still. For your siding, roofing, trim and flashing fabrication needs, look no further than the many solutions offered by the world market leader, Tapco Tools.

Want to create a finishing touch that will distinguish your work? Turn to Tapco's Brake Buddy® roll-forming tool – a true job differentiator and profitability enhancer.

Need some business-boosting ideas? Visit the Tapco TV channel on YouTube for the most complete how-to video library and expand your brake know-how (<http://www.youtube.com/user/TheTapcoGroup>).

When you take a new look at Tapco Tools, you won't need to look any further.

Tapco Tools. Working with you since 1961.

"I bought a Tapco brake brand-new in 1989, and I'm still using it today. It's simple and easy. You can do a lot more with it than I've seen anybody else do with any other brake."

Mickey Sensinger, Self-employed Contractor



Tapco Brakes



PRO 19 Shown with optional:

- Angle Gauge
- PRO Cut-Off Gauge
- Side-Winder
- Snap Stand
- Wheel Kit

PRO 14/PRO 19 Brakes

Bend trimwork on the jobsite like a PRO

- Stores material inside brake – reduces handling and flipping of material.
- Patented "Moving Pivot Hinge" increases bending power without marring material.
- 180° hemming capability for making more rigid panels.
- Available in 8'6", 10'6" and 12'6" lengths.
- PRO 14 also available in 10'6" Heavy Duty version.
- PRO 19: throat depth 19", mouth opening 2-3/8"
- PRO 14: throat depth 14", mouth opening 2-3/8"

Tapco Brakes

"It's increased my speed. It's just plain easy to use. The throat opens wider to let us do more return-type bending so we have more solid corners and bends. The PRO 19 is a great brake. We've got the 10' model and the stand with wheels, so we can move it around the jobsite easily. I revamped my 12' tool trailer and it fits perfectly."

William Breen

William Breen Builder, Grand Rapids, MI

Custom builder and remodeler for more than 25 years, and owner of another Tapco brake that's 25 years old and still in good condition.

ITEM #	PRODUCT	LENGTH		WORKING WEIGHT		CAPACITIES
		FEET/METERS		POUNDS/	KILOGRAMS	
10556	PRO 19	8' 6"	2,59 m	96 lbs.	43,4 kg	Soft Aluminum: Up to .030 Galvanized Steel: Up to 28 ga. Copper sheet & coil: Up to 16 oz.
10558	PRO 19	10' 6"	3,20 m	121 lbs.	54,7 kg	
10560	PRO 19	12' 6"	3,81 m	147 lbs.	66,8 kg	
10565	PRO 14	8' 6"	2,59 m	87 lbs.	39,3 kg	Soft Aluminum: Up to .030 Galvanized Steel: Up to 28 ga. Copper sheet & coil: Up to 16 oz.
10567	PRO 14	10' 6"	3,20 m	106 lbs.	48,1 kg	
10569	PRO 14	12' 6"	3,81 m	129 lbs.	58,4 kg	HEAVY DUTY Soft Aluminum: Up to .040 Galvanized Steel: Up to 26 ga. Copper sheet & coil: Up to 20 oz.
10568	PRO 14 Heavy Duty	10' 6"	3,20 m	127 lbs.	57,6 kg	



The PRO System



Snap Stand®

Solid support for your portable brakes and saw tables.

- Legs adjust independently to level on uneven ground.
- Brakes and Tables easily snap and lock in place.
- Folds flat for easy storage.
- Sets up in seconds.
 - Item #11720
 - Working weight: 37 lb. / 16,8 kg



Optional Wheel Kit: Easy to attach, Steel hub, 10" foam core

- Item #11989
- Working weight: 10 lb. / 4,5 kg



Side-Winder™

Keeps the coil at your side where you need it!

- Allows you to feed coil directly into the jaws of your PRO Brake.
- Attaches in seconds to PRO Series brakes (1995 and after excluding 12'6")
 - Item #10776
 - Working weight: 24 lb. / 10,9 kg
 - Capacity: up to 24" x 100' coil or maximum capacity up to 50 lbs.



PRO™ Cut-Off

Quickly and safely make factory quality cuts right on your brake.

- Lightweight aluminum construction built to last.
- Eliminates use of dangerous utility knives and open blades.
- Use with all PRO Series Brakes (1995 and after).
- Includes molded storage case.
 - Item # 10379
 - Working weight: 8 lbs. / 3,6 kg
 - Capacity: All Vinyl, Aluminum: Up to .030, Galvanized Steel: Up to 28 ga., Copper: Up to 16 oz.



"I enjoy the accessories. We use the accessories extensively – the slide cutter (PRO™ Cut-Off) and coil holder (Side-Winder™)."

Chad Jones, Ultimate Accents Construction

The PRO System



Angle Gauge

Take the guess work out of your bends.


- Mounts easily on any PRO, MX Series, or MAX-I-MUM II brake built after 1995.
- Quickly shows the bending angle.
 - Item #11663
 - Working weight: 1 lb. / 0,45 kg



PRO™ Cut-Off Gauge

Makes cuts faster without measuring each cut.

- Easily identifies distance for Cut-Off usage.
- Simplifies Cutting.
- For use with the PRO Series and MAX XL brakes.
 - Item #12250, includes 2 gauges
 - Working weight: 1 lb. / 0,45 kg



Brake Buddy®

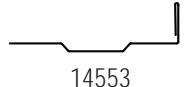
Roll forming tool for use with portable brakes.

- Quickly and easily forms brick mold trim and decorative ribs.
- Enables you to offer added style and individuality to all your jobs.
- Easy adjustment with a flick of your wrist.
- Includes molded plastic storage case.
 - Item #11676
 - Working weight: 13 lb. / 5,9 kg
 - Capacity: .019 alum, PVC coated alum, and vinyl coated trim coil

STANDARD ROLLERS - INCLUDED



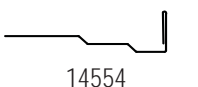
Rib Rollers



14553




Brickmold Rollers



14554


OPTIONAL ROLLERS - SOLD SEPARATELY



Traditional Brickmold Roller



14555



V-Groove Rollers



14547




Crown Mold Rollers



14556

MAX-I-MUM XL



MAX-I-MUM XL System

Includes MAX-I-MUM II™ Brake, MAX Snap Stand with Wheel Kit and adjustable MAX Cut-Off™.

- Bends and forms commercial metals on the job site.
- Patented "Moving Pivot Hinge" increases bending power without marring materials.
- 180° hemming capability for making more rigid panels.
- Throat depth: 19", mouth opening: 2 3/8"

ITEM #	LENGTH		WORKING WEIGHT		CAPACITIES
	FEET/METERS		POUNDS/	KILOGRAMS	
11017	8' 6"	2,59 m	133 lbs.	60,1 kg	Aluminum: Up to .040 Galvanized Steel Painted: Up to 26 ga. Soft & Annealed Copper: Up to 32 oz. Stainless Steel, ½ hard: Up to 26 ga.
11018	10' 6"	3,20 m	158 lbs.	71,6 kg	
11019	12' 6"	3,81 m	190 lbs.	86,0 kg	
10997	14' 6"	4,42 m	217 lbs.	98,3 kg	

Adjustable MAX Cut-Off™

Makes factory quality cuts in commercial sheet metals right on your brake.

- Heavy duty roller shear.
- Adjustment allows cuts on a large range of materials.
- Eliminates the need for unsafe utility knives and conventional shears.
- Can be used with MX Series and MAX-I-MUM XL brakes.
- Includes molded plastic storage case.
 - Item #12261
 - Working weight: 9 lb. / 4,1 kg
 - Capacity: Aluminum: Up to .050, Galvanized Steel: Up to 24 ga., Soft Copper: Up to 32 oz., Stainless Steel: Up to 24 ga.



MX Series Brake

Commercial Bending System

System includes an MX Series™ Brake, MX Stand and Adjustable MAX Cut-Off™.

- Brake features a 19 5/8" throat depth with a 1 7/16" mouth opening.
- Available in 8'6", 10'6" and 12'6" lengths.
- 180° hemming capacity for making more rigid panels.

ITEM #	LENGTH		WORKING WEIGHT		CAPACITIES
	FEET/METERS		POUNDS/	KILOGRAMS	
14470	8' 6"	2,59 m	165 lbs.	74,84 kg	All Vinyl Sheet Aluminum: Up to 16 ga. (.050) Galvanized Steel: Up to 22 ga. CR Sheet & Coil Steel: Up to 22 ga. Soft & Annealed Copper: Up to 32 oz.
14471	10' 6"	3,20 m	208 lbs.	94,35 kg	
14472	12' 6"	3,81 m	242 lbs.	109,77 kg	

Die castings with reinforcing ribs for increased bending performance.



Double-walled pivot arms provide added strength.



Adjustable **MAX Cut-Off**



New ergonomic handles offer a better grip and added leverage.

MX Stand offers complete stability with its trapezoidal design and wider plank.

Moving hinge system is easy to maintain and increases bending power.

“Windy” SP



“Windy” SP™ Port-O-Brake®
The “Workhorse of the Industry” for over 30 years.

- Locks on a wide variety of material thicknesses with no need for adjustments.
- Stainless steel bending edge.
- Capable of 130° overbends.
- Removable bending handle for easy transport.
- Throat depth: 14", mouth opening: 3/4".

ITEM #	LENGTH		WORKING WEIGHT		CAPACITIES
	FEET/METERS		POUNDS/	KILOGRAMS	
10828	8' 6"	2,59 m	86 lbs.	38,9 kg	Soft Aluminum: Up to .030 Galvanized Steel: Up to 29 ga. Copper: Up to 16 oz.
10829	10' 6"	3,20 m	104 lbs.	47,2 kg	



Saw Tables/Slitters/Accessories



ProTrax shown on optional Snap Stand

ProTrax™ / MAXTrax™

The saw table designed for professional siding mechanics. Designed for oversized material.

- Cuts multiple angles from 3/12 to 12/12. MAXTrax: even on 16" panels.
- ProTrax extended full working length: 16 ft.
- ProTrax: 13" Deck width. MAXTrax: 20" Deck width.
- Accommodates almost any 7¼" circular saw.
- Captured saw track provides secure & safe operation.
- Free-floating saw boom for flexibility and time savings at the job site.
- Lightweight and durable tubular frame system.
 - Item #11850 - ProTrax, Item #12282 - MAXTrax
 - Length: 6' / 2,54 m
 - ProTrax: Working weight: 82 lb. / 37,2 kg
 - MAXTrax: Working weight: 113 lb. / 51,3 kg
 - Will accept material thickness up to 1.5"

ProTrax Deck Extender Kit

Extend your saw table for wider materials.

- Extends table deck to 20" to accommodate siding, soffit, and decorative siding profiles.
- Converts the saw table into a layout table or universal workstation.
- Kit contains 2 extension pieces.
 - Item #11988
 - Working weight: 9 lb. / 4,1 kg
 - Capacity: up to 24" x 100' coil



Port-O-Slitter shown with optional accessories: Slitter Snap Stand, Slitter Cut-Off, and PRO-Coiler

Port-O-Slitter® 24" System

Portable precision slitting and rib forming system.

- Two sets of cutting knives included to make single or multiple factory quality cuts.
- Forms strengthening ribs and perforates most materials.
- Optional 1/2 H.P. Motor Kit (specify 110v or 220v), available.
 - Working weight: 82 lb. / 37,2 kg
 - Capacity: Soft Aluminum: Up to .030, Galvanized steel: Up to 28 ga., Copper: Up to 16 oz.
 - 24" Slitter Snap Stand: Item #12357
 - 24" Slitter Cut-Off: Item #10667

PRO-Coiler™

Portable trim coil holder for use with "Windy" SP™, Port-O-Slitter® or PRO 14.

- Lightweight and easy to use.
- Attaches and detaches easily.
- Allows for easy coil changes in seconds.
 - Item #10367
 - Working weight: 10 lb. / 4,5 kg



Perforating rolls sold separately.

Folding Legs

Light duty leg set for use with "Windy" SP or PRO 14.

- Tubular steel construction.
- 30" high, folds compactly.
 - Item #10147 - Windy
 - Item #10148 - PRO 14
 - Working weight: 13 lb. / 5,9 kg



The Tapco Group®: Genuinely Better Building Products

Here at The Tapco Group® we like to think our way of doing things is genuinely better. From the superior, maintenance-free products we deliver, to the long-lasting relationships we continually nurture, all of our brands are held to the same high standards. That way we always have you covered, FROM THE BASEMENT TO THE ROOF. Learn more about what makes The Tapco Group genuinely better and view our full range of products at www.TheTapcoGroup.com.



The Foundry®

The Foundry Specialty Siding offers the handsome warmth of shake and shingle siding and the inherent charm of stone. Our proprietary manufacturing process uses more than a hundred molds cast from real cedar and stone, giving your home authentic texture with artistic color and premium durability. An innovative capstock protects its original beauty from UV color-fade. Contractor-friendly 5-foot panels are unique, allowing easy handling, less scrap and faster completion of homes. www.FoundrySiding.com



Mid-America Siding Components®

Holding more exterior-product patents than anyone else, Mid-America Siding Components help builders and contractors finish the job, with decorative products that install easily and provide standout curb appeal. Our innovations allow quick and efficient installation while delivering a finished look. Offered in the industry's widest color palette, Mid-America products add versatile style to exteriors ranging from brick to fiber cement to stone veneer. www.MidAmericaComponents.com



Klear® Trimboard and Decking

Designed for easy installation, architectural accuracy and lasting performance, Klear products are the low maintenance alternative to wood and wood composites. Made from cellular PVC with a density similar to white pine and UV inhibitors that prevent yellowing, Klear Trimboard is ideal for a wide range of millwork designs. Boldly beautiful Klear Decking is durable and resistant to scratching, staining, fading, mold and mildew. www.KlearLumber.com



Atlantic Premium Shutters®

When only the best will do, Atlantic Premium Shutters provide the ultimate level of sophistication for homes. Atlantic's architecturally-correct shutters are handcrafted to each homeowner's specifications, adding detail and dimension with operability or full functionality. The Architectural Collection's cutting-edge construction lasts a lifetime, while its protective finish ensures the rich color you select will stay vibrant for years. www.AtlanticPremiumShutters.com



Inspire® Roofing Products

Inspire offers the industry's widest color palette, including the only "color-through blended-color" tiles on the market. The proprietary manufacturing process ensures authentic texture for both Inspire's composite slate and composite cedar shakes, and correct weathering for elegance over the decades. Durability and safety are enhanced with a Class A fire rating and our InFlex design that delivers a perfect fit and strength that survives 110 mph winds. www.InspireRoofing.com



Wellcraft® Egress Systems

For code-compliance and peace of mind, Wellcraft Egress Systems provide critical escape routes while making basements more livable. The systems' simple use delivers an emergency exit that even children can operate. Basements are enhanced by the addition of natural light and fresh air, and innovative well designs even allow homeowners to create a scenic look by adding flowers and plants directly into well steps. www.WellcraftWells.com



www.TapcoTools.com



GENUINELY BETTER BUILDING PRODUCTS

©2014 Tapco International Corporation



Item # 10813
T2194 1/14