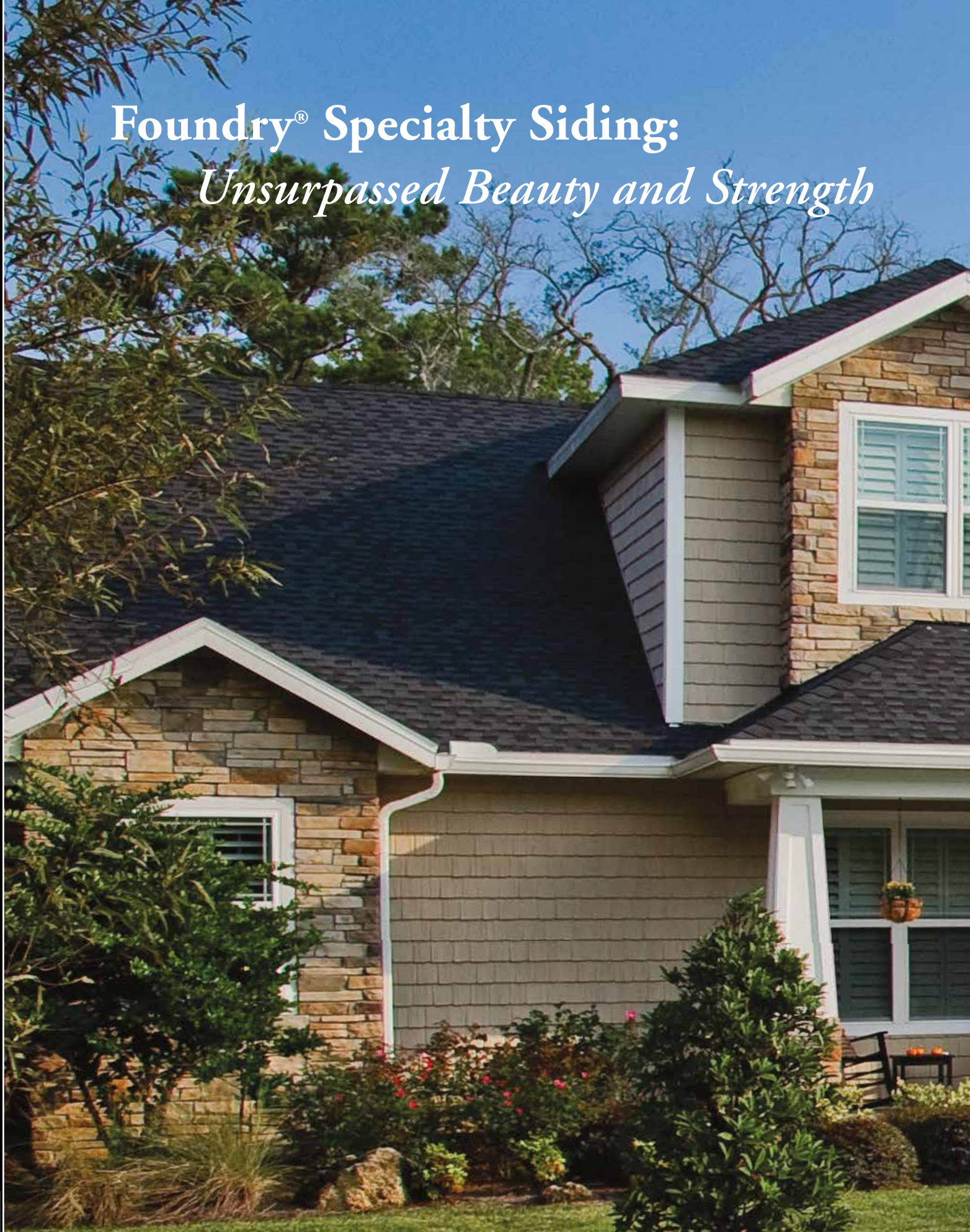




www.FoundrySiding.com

Foundry® Specialty Siding:
Unsurpassed Beauty and Strength





7" Staggered Shake, Oatmeal (069); Kleer Trimboard
Middleburg, Florida

Choose Foundry® for Superior Aesthetics

If you seek sophisticated siding with wood's natural look and warmth, Foundry® was designed for you. Offering beauty and brawn unmatched by other brands, Foundry is truly best-in-class. Its sublime surfaces, shapes, and colors can enrich and upgrade any home. Nine unique siding profiles—from Split Shake to Perfection Shingle—let you create compelling looks ranging from rustic charm to upscale elegance. Foundry surface aesthetics are strikingly authentic too.

Crafted with 72 molds cast from genuine cedar, plus stone and brick, Foundry's texture variations are virtually indistinguishable from the real thing, even up close. With eight panel designs per profile, Foundry offers 40-foot coverage, avoiding pattern repetition. Innovative capstock protects its original beauty from UV color-fade. Foundry also stays flat and level, yet handles curves, turns, and even radial applications seamlessly.



Limestone
Mesa (853)

Brick
Sundance (881)

Stacked Stone
Durham County (885)

Shapes
Snow (123)



Foundry Shake



Wood Cedar Shake

Only you'll know the difference. With Foundry, you can enjoy all the beauty of real cedar shake, without wood worries. Won't rot, warp or split. Never needs painting or staining.



Shingle
Moonlight (017)



Perfection Shingle
Red Cedar (834)



Staggered Shake
Toffee (246)



Split Shake
Sahara (048)



7" Split Shake, Shadow (008)
Iron River, Michigan

Free Yourself with Foundry

Low Maintenance

Since Foundry is virtually maintenance free, you have more free time to enjoy life. With Foundry, you'll never have to paint or stain again. Of course, it also protects against moisture, insects and pests.

Performance and Design

From warm Shake and Shingle siding to splendid Stone and Brick masonry designs, Foundry features the finest craftsmanship and artistry available.

With a Class A fire rating, which is highest in the siding industry, you can depend on Foundry coast to coast, including areas prone to brush fires.

Foundry's sustainable single course panels hide overlaps, and generate less scrap than other siding. Its rugged construction endures where wood fails – and provides a fresh look over time, in spite of extreme temperature changes. As you can see from the photo on page 6, its genuinely beautiful “on-wall” aesthetic appearance is second to none.

Competitors Double Course Siding



Unightly overlaps (laps) or gaps between the panel edges can occur when the siding expands or contracts, due to temperature changes.

Foundry Single Course Siding



Foundry's single-course siding panels ensure laps are hidden for smooth, seamless beauty regardless of temperature changes.


Foundry Split Shake

Deep texture is the hallmark of our Split Shakes, which offers the look of wood that's been hand-split by an axe, revealing random grooves and grain. The depth creates captivating contrast between light and shadow to heighten visual appeal. Split Shakes are offered in the 7" exposure.





Buffalo, New York



Raleigh, North Carolina



Foundry Staggered Shake

For bold texture, Staggered Shakes offer a hand split appearance that gives a home a more rustic charm. The staggered butt ends and varied widths provide rich character. This profile is available in 7" and 10" exposures that add dramatic attractiveness by enhancing the shakes' long vertical grain and random keyways.

Foundry Perfection Shingle

Perfection Shingle delivers the perfect balance of the deep texture of Shakes and the clean lines of Shingles. This profile offers a traditional look with a hint of ruggedness. Offered in a 7" exposure, the crisp vertical grains are highlighted, complementing random shingle widths.










Foundry Shingle

Narrow-sawn Shingles from Foundry showcase classic style. They provide naturally-textured surfaces that feature the random marks of a mill saw, creating soft dimension that adds appeal to any home. Foundry Shingles are available in 7" exposure.

Foundry Shapes

With attention to detail, Foundry Shapes distinguish a home with exceptional dimension. Whether you choose to accent a gable or create visual interest that extends all the way around your home, the possibilities are endless. Our classic shapes are available in 6" exposure.



Fish Scale, Snow (123) only





Brick



Cheyenne (882)



Natural Clay (008)



Sundance (881)



Glacier White (123)

Stacked Stone



Dover Crest (886)



Auburn Hills (887)



Durham County (885)

Limestone



Cottonwood (850)



Desert Canyon (851)



Red Rocks (852)



Detroit, Michigan



Foundry Stone Collection[™]

Created with molds cast from real masonry, Foundry Stone provides uncompromising detail and warm colors to reflect the authentic, rugged qualities of natural stone and hand-laid brick. To deepen authenticity, we incorporate the use of ceramic microspheres for a subtle grittiness and the stone segment's truest look and feel.

Unlike actual stone and stone veneer siding, you can install moisture-resistant Foundry Stone all the way to ground level for new construction or remodeling.

The elegant affordable alternative to natural stone, the collection comes in 5' lengths with a 10" reveal.

Foundry Stone Collection profiles partner beautifully with Foundry Shake and Shingle siding, as well as the full spectrum of cladding materials.

The Weathered Collection™

Envelop your home in The Weathered Collection's captivating, nature-inspired Shake and Shingle colors. From Colonial Grey to Aged Cedar, the Weathered Collection offers an array of warm, low-gloss hues that give your home an upscale yet beautifully rustic look. Our unique collection can complement other sidings, enhancing them as an ideal design accessory—and you won't find Weathered Shake anywhere else.



804 Vanilla Bean



806 Golden Straw



821 Sandalwood



822 Harvest Wheat



827 Colonial Grey



828 Rustic Brown

Available for 7" Split Shake, 7" Perfection Shingle, 7" and 10" Staggered Shake.

Actual colors may vary from printed representation. Please see chart on page 26 for product availability.




808 Classic Sand



809 Rustic Cedar



820 Vintage Taupe



823 Vintage Green



824 Greystone



826 Moon Rock



831 Coastal White




832 Aged Cedar



834 Red Cedar

The Traditional Collection™

To bring picturesque beauty and elegance home, choose compelling low-gloss colors from The Traditional Collection. The Traditional Collection's wide selection makes it a breeze to use single hues or vibrant combinations to create a welcoming, custom look and feel. Our unparalleled color collection can match any other siding, enhancing it as the perfect design complement and eye-catching finishing touch.



008 Shadow




017 Moonlight



049 Putty



069 Oatmeal



176 Biscuit



180 Driftwood



242 Shale



246 Toffee



622 Coconut



638 Keylime



034 Eggshell



042 Almond



048 Sahara



112 Moss




116 Seashell



123 Snow



202 Oceanside



230 Juniper



241 Slate



248 Cocoa



253 Blueberry



278 Russet




640 Papaya

Available for 7" Split Shake, 7" Shingle and Perfection Shingle,
7" and 10" Staggered Shake, Shapes.

Actual colors may vary from printed representation.

Please see chart on page 26 for product availability.





With over 250 colors, Foundry can easily match colors of other siding styles, as shown here.















7" Split Shake, Russet (278); Mid-America Window Headers (001),
and Board-N-Batten 3-Board Spaced Shutters (002)
Saratoga Springs, New York

Color	Recommended J-Channel Color	Brick	Limestone	Stacked Stone	Split Shake 7" Exposure	Perfection Shingle 7" Exposure	Shingle 7" Exposure	Staggered Shake 7" & 10" Exposure	Round Shape 6" Exposure	Fish Scale Shape 6" Exposure
Vanilla Bean 804	179				●	●		●		
Golden Straw 806	165				●	●		●		
Classic Sand 808	179				●	●		●		
Rustic Cedar 809	179				●	●		●		
Vintage Taupe 820	180				●	●		●		
Sandalwood 821	246				●	●		●		
Harvest Wheat 822	008				●	●		●		
Vintage Green 823	112				●	●		●		
Greystone 824	242				●	●		●		
Moon Rock 826	258				●	●		●		
Colonial Grey 827	258				●	●		●		
Rustic Brown 828	235				●	●		●		
Coastal White 831	154				●	●		●		
Aged Cedar 832	207				●	●		●		
Red Cedar 834	210				●	●		●		
Shadow 008					●	●	●	●	●	▲
Moonlight 017					●	●	●	●	▲	▲
Eggshell 034					●	●	●	●	●	▲
Almond 042					●	●	●	●	▲	▲
Sahara 048					●	●	●	●	▲	▲
Putty 049					●	●	●	●	●	▲
Oatmeal 069					●	●	●	●	▲	▲
Moss 112					●	●	●	●	●	▲
Seashell 116					●	●	●	●	▲	▲
Snow 123					●	●	●	●	●	●
Biscuit 176					●	●	●	●	▲	▲
Driftwood 180					●	●	●	●	▲	▲
Oceanside 202					●	●	●	●	●	▲
Juniper 230					●	●	●	●	●	▲
Slate 241					●	●	●	●	●	▲
Shale 242					●	●	●	●	▲	▲
Toffee 246					●	●	●	●	●	▲
Cocoa 248					●	●	●	●	▲	▲
Blueberry 253					●	●	●	●	▲	▲
Russet 278					●	●	●	●	●	▲
Coconut 622					●	●	●	●	▲	▲
Keylime 638					●	●	●	●	▲	▲
Papaya 640					●	●	●	●	▲	▲
Requires 1" J-Channel										
Cottonwood 850	034		●							
Desert Canyon 851	008		●							
Red Rocks 852	008		●							
Mesa 853	008		●							
Durham County 885	203			●						
Dover Crest 886	504			●						
Auburn Hills 887	248			●						
Natural Clay 008	008	●								
Glacier White 123	123	●								
Sundance 881	181	●								
Cheyenne 882	248	●								

▲ Available as a Special Order item. All product orders must follow Special Order guidelines. Please contact Foundry Customer Service for more information.



Long Island, New York

		Item Number	Length	Width / Exposure	Panels / Carton or Lineal Ft.	Square / Carton or Pieces / Carton	Lbs. / Carton (approx.)
	Perfection Shingle** 7" Exposure	1401***	60 ¾"	7"	34 Panels	One Sq.	55
	Shingle* 7" Exposure	1001***	60 ¾"	7"	34 Panels	One Sq.	55
	Split Shakes** 7" Exposure	1101***	60 ¾"	7"	34 Panels	One Sq.	55
	Staggered Shake** 10" Exposure	1201***	62 ½"	10"	23 Panels	One Sq.	60
	Staggered Shake** 7" Exposure	1301***	60 ¾"	7"	17 Panels	½ Sq.	32
	Round Shape* Available in select colors	2001***	60"	6"	20 Panels	½ Sq.	30
	Fish Scale Shape* Available in Snow (123) only	2301123	60"	6"	20 Panels	½ Sq.	30
	Transitional Starter*	2201***	60"	6"	10 Panels	¼ Sq. (50 lineal ft/ctn)	15
	Limestone Panels	1702***	62"	10"	12 Panels	½ Sq./Ctn.	24
	Limestone Corner Piece	7701***	60"	N/A	20 Lineal Ft.	4 Pieces	5
	Brick Panels	1801***	62"	10"	12 Panels	½ Sq./Ctn.	27
	Brick Corner Piece	7801***	60"	N/A	20 Lineal Ft.	4 Pieces	5
	Stacked Stone	1501***	62"	10"	12 Panels	½ Sq./Ctn.	24
	Stacked Stone Corner Piece	7502***	60"	N/A	20 Lineal Ft.	4 Pieces	5

Notes: Transitional Starter is a panel that is used to transition from siding to shapes.

*Available in Traditional Colors only. **Available in Weathered and Traditional Colors. *** Indicates color number.

		Item Number	Length	Width / Exposure	Panels / Carton or Lineal Ft.	Square / Carton or Pieces / Carton	Lbs. / Carton (approx.)
	Stone Face Transition Sill Available in Shadow (008), Shale (242) only	7702***	37 ½"	N/A	62.5 Lineal Ft.	20 Pieces	7
	Stone Starter Strip	7700***	105 ½"	N/A	123 Lineal Ft.	14 Pieces	11
	¾" J-Channel*	7001***	105 ½"	N/A	176 Lineal Ft.	20 Pieces	32
	1" J-Channel*	7002***	105 ½"	N/A	176 Lineal Ft.	20 Pieces	32
	1-1/2" J-Channel*	7003***	105 ½"	N/A	88 Lineal Ft.	10 Pieces	12
	Undersill/Utility Trim*	7401***	105 ½"	N/A	176 Lineal Ft.	20 Pieces	13
	Shapes Starter Strip Colors do not affect installation, product color will vary	7300000	60"	N/A	100 Lineal Ft.	20 Pieces	11
	Vinyl Starter Strip Colors do not affect installation, product color will vary	7500000	105 ½"	N/A	176 Lineal Ft.	20 Pieces	18
	7" Perfection Shingle Corner Piece**	7601***	56"	N/A	20 Lineal Ft.	4 Pieces	6
	7" Shingle Corner Piece*	7101***	56"	N/A	20 Lineal Ft.	4 Pieces	6
	7" Split Shake / 7" Staggered Shake Corner Piece**	7301***	56"	N/A	20 Lineal Ft.	4 Pieces	6
	10" Staggered Shake Corner Piece**	7201***	60"	N/A	20 Lineal Ft.	4 Pieces	6
	Fullback Foam Panel Only available in the 7" profile	7800000	28 ½"	47 ¾"	100 Square Ft.	11 Pieces	32
	Fullback Foam Shim	7900000	48"	1 ¾"	N/A	64 Pieces	14

Notes: Fullback Foam Shims are .5" thick. When using the shims a 1½" J-Channel is recommended.

*Available in Traditional Colors only. **Available in Weathered and Traditional Colors. *** Indicates color number.

The Tapco Group®: Genuinely Better Building Products

Here at The Tapco Group® we like to think our way of doing things is genuinely better. From the superior, maintenance-free products we deliver, to the long-lasting relationships we continually nurture, all of our brands are held to the same high standards. That way we always have you covered, FROM THE BASEMENT TO THE ROOF. Learn more about what makes The Tapco Group genuinely better and view our full range of products at www.TheTapcoGroup.com.



Kleer® Decking and Trimboard

Designed for easy installation, architectural accuracy and lasting performance, Kleer products are the low maintenance alternative to wood and wood composites. Made from cellular PVC with a density similar to white pine and UV inhibitors that prevent yellowing, Kleer Trimboard is ideal for a wide range of millwork designs. Boldly beautiful Kleer Decking is durable and resistant to scratching, staining, fading, mold and mildew. www.KleerLumber.com

Atlantic Premium Shutters®

When only the best will do, Atlantic Premium Shutters provide the ultimate level of sophistication for homes. Atlantic's architecturally-correct shutters are handcrafted to each homeowner's specifications, adding detail and dimension with operability or full functionality. The Architectural Collection's cutting-edge construction lasts a lifetime, while its protective finish ensures the rich color you select will stay vibrant for years. www.AtlanticPremiumShutters.com



Mid-America Siding Components®

Holding more exterior-product patents than anyone else, Mid-America Siding Components help builders and contractors finish the job, with decorative products that install easily and provide standout curb appeal. Our innovations allow quick and efficient installation while delivering a finished look. Offered in the industry's widest color palette, Mid-America products add versatile style to exteriors ranging from brick to fiber cement to stone veneer. www.MidAmericaComponents.com

InSpire® Roofing Products

InSpire offers the industry's widest color palette, including the only "color-through blended-color" tiles on the market. The proprietary manufacturing process ensures authentic texture for both InSpire's composite slate and composite cedar shakes, and correct weathering for elegance over the decades. Durability and safety are enhanced with a Class A fire rating and our InFlex design that delivers a perfect fit and strength that survives 110 mph winds. www.InSpireRoofing.com



SturdiMount®

SturdiMount by Mid-America is the mount block of choice for providing fiber cement homes with a superior finish and a trusted water management solution. Integrating fiber cement with a durable nailing flange, SturdiMounts are pre-flashed and pre-assembled to save time, while also ensuring the cleanest finish for coach lights, hose bibs, dryer vents and other applications. SturdiMount products are the only mount blocks to carry the "Recommended by James Hardie®" logo and are cited in the Hardie Best Practices Guide under General Installation Requirements. www.SturdiMount.com

Wellcraft® Egress Systems

For code-compliance and peace of mind, Wellcraft Egress Systems provide critical escape routes while making basements more livable. The systems' simple use delivers an emergency exit that even children can operate. Basements are enhanced by the addition of natural light and fresh air, and innovative well designs even allow homeowners to create a scenic look by adding flowers and plants directly into well steps. www.WellcraftWells.com



Tapco® Tools

Serving professional siding applicators since 1961, Tapco Tools allow for faster bending, safer cutting and customized exterior touches that distinguish their customers' homes. Our brakes and full line of accessories offer quick measuring, efficient slitting and sawing, enhanced job site mobility and the ability to create value-adding decorative designs and strengthening ribs in fascia, window trims, frieze boards, porch posts and beams. www.TapcoTools.com

CERTIFICATE OF CONFORMANCE FOR FOUNDRY SIDING

PHYSICAL DATA

Length: -1/4" total length tolerance.

Width: -1/16" total width tolerance

Thickness (nominal): All panels exceed requirements per ASTM D3679

Camber Tolerance: $\leq 1/8$

Heat Shrinkage Tolerance: $\leq 3.0\%$

Impact Resistance: 60 in lb +

Surface Distortion: None at 120° F

Windload ASTM D5206: Foundry Shake, Shingle, Perfection Shingle, Staggered Shakes and Foundry Stone exceed 170 mph. Transitional, Rounds, and Fish Scale panels exceed 150 mph.

FIRE RESISTANCE RATING

ASTM E84: Class 1(A)

Flame Spread Index: ≤ 25 . Smoke Developed Index: ≤ 450

Fuel Contribution: 0

ASTM D 1929: Self Ignition 878° F

ASTM D 635: Material is self-extinguishing with no measurable extent of burn when tested in accordance with this specification.

NFPA 268 Radiant Heat Test/Ignition Resistance of Exterior Walls. Conclusion that Foundry vinyl sidings were tested and met the conditions for allowable use as specified in Section 1406 of the International Standard Building Code.

Limited Lifetime Warranty: Residential.

50 Year Warranty: Commercial/Institutional. Please see Foundry Warranty for additional details.

Weathering: Meets the weathering standard in ASTM D3679 using ASTM D 1435 procedure.

All products from Foundry (excluding accessories) have the following certifications and code compliances:

Vinyl Siding Institute Certification (compliant to ASTM D3679)

ICC-ES evaluation report number ESR-1728

Texas Department of Insurance product evaluation 2006 IBC-IRC

Florida Building Code 2010 (Report #FL-14766)

Notes:

Foundry Stone Collection pending certification and code compliances: Texas Department of Insurance.



TDI.TEXAS.GOV
TEXAS DEPARTMENT OF INSURANCE



www.FoundrySiding.com

Customer Service: 800-771-4486 • Fax: 800-582-0508



GENUINELY BETTER BUILDING PRODUCTS

©2013 Tapco International Corporation

