

400  
NEW CONSTRUCTION  
WINDOWS

WINCORE<sup>®</sup>  
WINDOWS & DOORS

*The way it should be.™*



# 400

NEW CONSTRUCTION  
WINDOWS

## Quality, value and dependability. Pick any three.

On a new construction project, everything counts. When it doesn't run like clockwork, it can leave you over budget, off schedule and not even close to your profit margin. That's why Wincore® is excited to offer Series 400 new construction windows. They feature welded construction, energy-efficient designs and all the popular homeowner options. And the best part is, because they're built by an experienced vinyl window manufacturer that understands the building industry, Series 400 windows work for virtually any new construction project. Well, *any* new construction project where quality, value and dependability are *important*, that is.



### Window Styles



Single  
Hung



Double  
Hung



Slider



End Venting Slider



Picture



Geometric





## Features

1 An integral pre-punched nailing fin allows units to be installed quickly — ensuring dependable labor savings on virtually any new construction project.

2 Dual-paned glass unit can be ordered with optional Low E glass and an Argon gas fill to maximize energy efficiency.

3 Insulated glass unit is set a full ½" into the sash — keeping the edges of the glass warmer in order to reduce temperature transference.

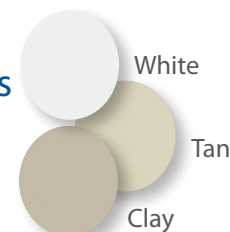
4 Frames and sash, welded at the corners, are the strongest type of vinyl window construction available on the market today.

5 On Double Hung windows, the sloped design of the sill prevents water from pooling during bad weather and storms.

6 Weatherseals placed at key points around each sash increase efficiency by reducing air flow.


7 Closed-cell foam sill bulb on Double Hung windows is yet another barrier to help prevent water and air infiltration at the sill.

## Vinyl Colors




## Grids

Optional grids, available in three patterns, are located inside the insulating glass unit for a smooth, easy-to-clean surface.



To assist with quick installation, Series 400 windows are available with wood or Quick Trim™ cellular pvc jamb extensions. Choose either 4-<sup>9</sup>/<sub>16</sub>" or 6-<sup>9</sup>/<sub>16</sub>" construction.



Interlocking design of the meeting rail on Double Hung windows securely fastens sash together.

The U-channel spacer system, more efficient than conventional spacers, moderates outside air before it hits the inside sash.



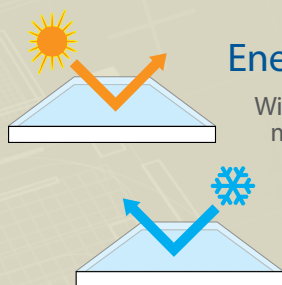
On Double Hung windows, sash slide easily up or down due to a constant force coil spring balance system.

Double Hung windows have an easy-to-use vent latch for partial ventilation.



## Energy Efficiency

Wincore® Series 400 windows are more energy efficient with optional Low E glass and an Argon gas-filled insulating glass unit. This helps to improve efficiency by keeping homes warmer in winter months and cooler in the summer months — very important to every homeowner.





## Behold the power of collective thinking.

In this business, everyone knows that great people working together end up providing great windows and doors. That's why when we set out to design and build the best windows and doors in the industry, we focused on people first. People with advanced technical knowledge. People that know how to do things right the first time. But most importantly, people who realize that integrity and trust are not simply words, but a way of life. With more than 200 years of combined experience under our belts, you can clearly see our promise of quality and innovation in every window and door we make. Not to mention how we go about making them. To us, it's about creating an environment that brings out the best in everyone, and accepts nothing less. It's about doing things the way they should be done, not necessarily the way they've always been done. It's about giving back to our communities and the things that matter most. And it's about family – ours, as well as yours. At Wincore®, our philosophy is simple. It's not about being the biggest. It's about being the best. Because to us, that's the way it should be.



*The way it should be.™*

250 Staunton Turnpike, Parkersburg, WV 26104

1-866-WINCORE [www.wincorewindows.com](http://www.wincorewindows.com)



Proud to support breast cancer research.  
Full details available at  
[www.wincorewindows.com](http://www.wincorewindows.com)

The information is correct at the time of printing. Changes to the product(s) may have occurred since time of printing. Not all product styles and/or options are available in all areas, so please consult your sales representative prior to purchasing. Wincore® is a registered trademark and The way it should be.™ is a trademark of Wincore Window Company, LLC. Tough Enough to Wear Pink is a licensed trademark of Terry Wheatley and is used by permission. Intercept® is a registered trademark of PPG Industries, Inc. Printed in U.S.A. ©2011 Wincore Windows and Doors. All rights reserved.

Warranty coverage does not extend to problems caused by improper installation. Warranty issues must first be investigated by your installation contractor. See printed warranty brochure supplied at installation for complete details or visit [www.wincorewindows.com](http://www.wincorewindows.com).